

## Responsible Lending behavior metrics and scores: Outsized Rates

September 2021

Responsible behavior in a lending context is the practice of extending fair and reasonable terms to borrowers during the loan origination process; to facilitate the measurement of and highlight the extent of potentially predatory practices within a deal or market segment, quantitative-based metrics have been developed.

Loans issued and then passed to the three different Government Sponsored Enterprises (GSEs) (GNMA, FNMA, and FHLMC) have been considered as separate universes, due to the different eligibility requirements. In this research, we focus on 30 Year Fixed Rate Loans originated after the Great Financial Crisis (GFC).

### Overview of Methodology

The Yield Book mortgage prepayment model has been accepted as the golden standard for projecting borrower payment behavior for decades. Within that framework, we have developed the ability to closely predict an expected mortgage rate for a borrower with given characteristics (FICO, LTV, DTI, and others) at each point in time. For each lender, we compute the difference of the actual loan rate from the expected loan rate over that lender's loan production. This metric is commonly referred to as SATO – Spread at Origination.

We quantify High-Rate Lending as systematic deviation of a lender's loan production vs typical loan production. In the chart below, we show the overall spread for all loans in consideration. The distribution is nearly symmetric and heavily concentrated around zero.

### AUTHORS

#### Research

##### **Jake Katz**

Senior Non-Agency RMBS Modeller

##### **Joe Corrado**

Non-Agency RMBS Data Scientist

##### **Octavian Ceban**

Data Scientist

#### Product

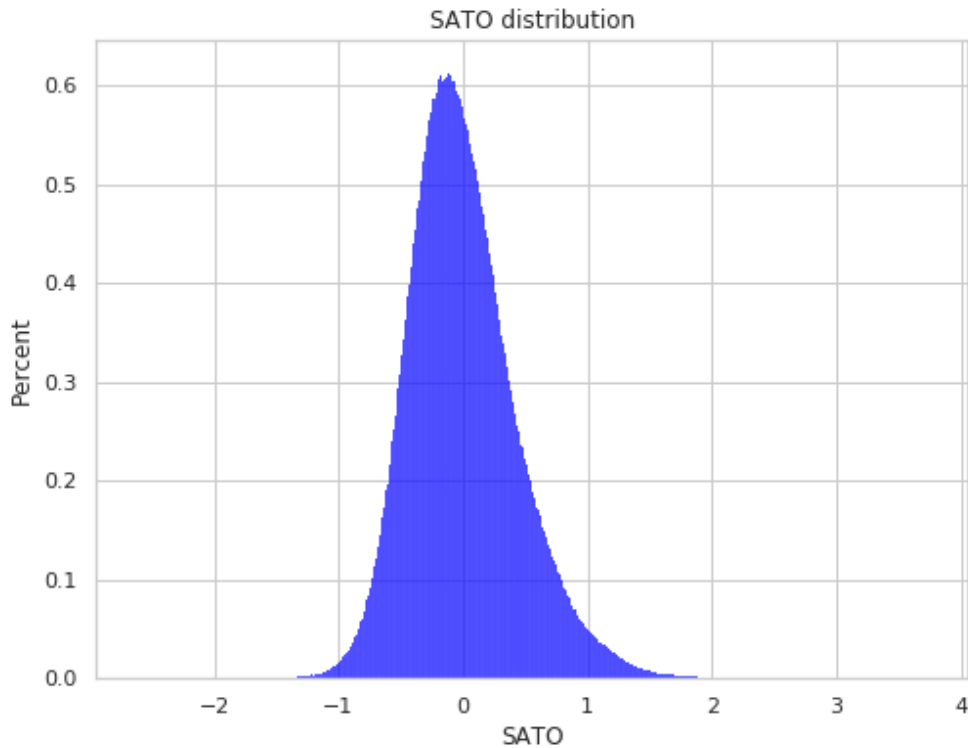
##### **Katie Prideaux**

Sustainable Investment Analytics Product Specialist

##### **Vlad-Ionut Ene**

Quantitative Analyst

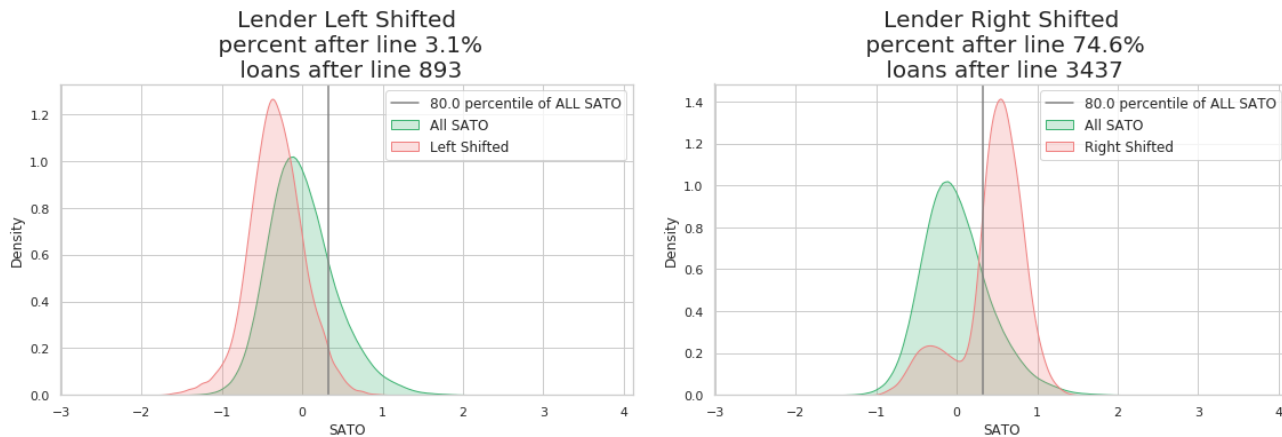
Figure 1



Source: Yield Book

By no fault or predatory intentions, some of the lender's production will fall to the right side of zero indicating the actual rate is higher than the predicted rate. However, when a significant portion of a lender's production falls to the right side, this indicates significant evidence of systematic lending at rates above what can be justified by borrower characteristics or market conditions. Alternatively, a significant percentage of production below zero indicates a positive tilt showcasing lenders subsidizing borrowers in the marketplace. The plot below shows examples of both. The green curve shows the global distribution.

Figure 2



Source: Yield Book

## Results

In the three tables below we show the top 5 lenders ordered from most right skewed from typical lender production first. The results are presented for lenders selling into GNMA FHA, FNMA, and FHLMC.

**Table 1. GNMA FHA table**

Lender	Loan Production	% More than 80th Percentile	LSEG Deviation Score
1S****	308	74%	1.74
AM****	8229	54%	1.54
PR****	2353	48%	1.48
KE****	665	47%	1.47
SU****	728	43%	1.43

Source: Yield Book

**Table 2. FNMA table**

Lender	Loan Production	% More than 80th Percentile	LSEG Deviation Score
UT****	5553	100%	2.00
KE****	8262	95%	1.95
MI****	3487	88%	1.88
SE****	1281	85%	1.85
CO****	1141	77%	1.77

Source: Yield Book

**Table 3. FHLMC table**

Lender	Loan Production	% More than 80th Percentile	LSEG Deviation Score
UT****	523	100%	2.00
GE****	272	85%	1.85
CO****	1444	71%	1.71
RP****	2934	68%	1.68
AL****	759	67%	1.67

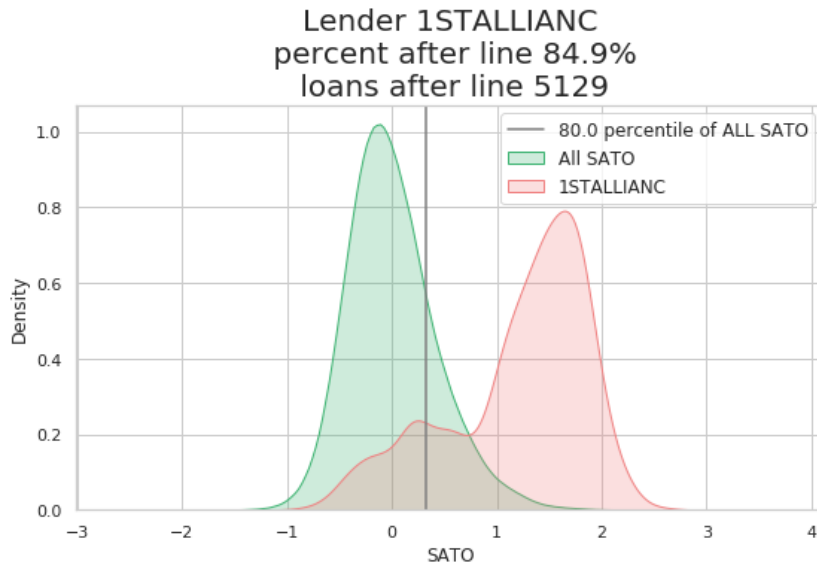
Source: Yield Book

This scoring methodology enables computing exposure at any level of aggregation. We focus on ranking lenders here. It is a straightforward extension to evaluate individual security exposure to lenders and create a ranking of securities with a high exposure to High-Rate lenders.

### Related CFPB Action

It is worth mentioning that we **have not** incorporated data or information collected from the Consumer Finance Protection Bureau (CFPB) into our approach. The CFPB is the primary regulatory agency charged with protecting consumers from unlawful or predatory lending practices. When we look at lenders which we would characterize as High-Rate Lenders, we have found several examples of accusations of unlawful lending practices. In one particularly egregious example, we see rates for 1<sup>st</sup> Alliance Lending are heavily skewed and the CFPB has brought about legal action for unlawful lending practices.

Figure 3. 1<sup>st</sup> Alliance through the Yield Book High-Rate analysis:



Source: Yield Book

Figure 4.

## Consumer Financial Protection Bureau Sues 1st Alliance Lending, LLC and Its Principals for Alleged Unlawful Mortgage Lending Practices

JAN 15, 2021

SHARE & PRINT



WASHINGTON, D.C. – Today, the Consumer Financial Protection Bureau (Bureau) filed a lawsuit against 1st Alliance Lending, LLC, John Christopher Dilorio, Kevin Robert St. Lawrence, and Socrates Aramburu for allegedly engaging in various unlawful mortgage-lending practices. 1st Alliance, based in Hartford, Connecticut, originated residential mortgages from 2004 to September 2019 and stopped operating in November 2019. Dilorio was its chief executive officer and he, St. Lawrence, and Aramburu were 1st Alliance's three managing executives. The Bureau alleges that 1st Alliance, with Dilorio's, St. Lawrence's, and Aramburu's participation, knowledge, and direction, violated the Truth in Lending Act (TILA), the Fair Credit Reporting Act (FCRA), the Equal Credit Opportunity Act (ECOA), the Mortgage Acts and Practices—Advertising Rule (MAP Rule), and the Consumer Financial Protection Act of 2010 (CFPA). The Bureau's complaint, which was filed in the United States District Court for the District of Connecticut, seeks injunctions against the defendants, as well as damages, redress to consumers, disgorgement of ill-gotten gains, and the imposition of civil money penalties.

Source: [Consumer Financial Protection Bureau Sues 1st Alliance Lending, LLC and Its Principals for Alleged Unlawful Mortgage Lending Practices | Consumer Financial Protection Bureau \(consumerfinance.gov\)](#)

So far, we have not identified a lender with left skewed / measured market subsidizing rates that has been criticized by the CFPB, i.e. no false positives.

By the time the CFPB has adequate consumer complaints or uncovered unlawful / predatory practices, the behavior is widespread and the impact on consumer well-being is substantial. Utilizing Yield Book's scores gives market participants the opportunity to be proactive and avoid patronizing or supporting High Rate lenders.

## About Yield Book

Yield Book is a trusted and authoritative source for fixed income analytics that enables market makers and institutional investors to perform complex analysis of their portfolios, benchmarks, trading decisions, historical performance, and risk. Yield Book products offer analytical insight into an extensive range of financial products in the fixed income space including governments, agencies, corporates, high yield, emerging markets, mortgages, ABS, CMBS, CMOs, and derivatives. The platform utilizes dedicated centralized servers that help ensure reliable, prompt data delivery. Yield Book forms part of London Stock Exchange Group's Information Services Division, which includes FTSE Russell, a global leader in indexes.

To learn more, contact us at [sales@yieldbook.com](mailto:sales@yieldbook.com) or visit our website: [yieldbook.com](http://yieldbook.com)

### Americas

+1 646 989 2200

### EMEA

+44 20 7334 8963

### Asia-Pacific

Hong Kong +852 2164 3333

Tokyo +81 3 4563 6346

Taipei +866 2 8726 9778

© 2021 London Stock Exchange Group plc and its applicable group undertakings (the "LSE Group"). The LSE Group includes (1) FTSE International Limited ("FTSE"), (2) Frank Russell Company ("Russell"), (3) FTSE Global Debt Capital Markets Inc. and FTSE Global Debt Capital Markets Limited (together, "FTSE Canada"), (4) MTSNext Limited ("MTSNext"), (5) Mergent, Inc. ("Mergent"), (6) FTSE Fixed Income LLC ("FTSE FI"), (7) The Yield Book Inc ("YB") and (8) Beyond Ratings S.A.S. ("BR"). All rights reserved.

FTSE Russell® is a trading name of FTSE, Russell, FTSE Canada, MTSNext, Mergent, FTSE FI, YB and BR. "FTSE®", "Russell®", "FTSE Russell®", "MTS®", "FTSE4Good®", "ICB®", "Mergent®", "The Yield Book®", "Beyond Ratings®" and all other trademarks and service marks used herein (whether registered or unregistered) are trademarks and/or service marks owned or licensed by the applicable member of the LSE Group or their respective licensors and are owned, or used under licence, by FTSE, Russell, MTSNext, FTSE Canada, Mergent, FTSE FI, YB or BR. FTSE International Limited is authorised and regulated by the Financial Conduct Authority as a benchmark administrator.

All information is provided for information purposes only. All information and data contained in this publication is obtained by the LSE Group, from sources believed by it to be accurate and reliable. Because of the possibility of human and mechanical error as well as other factors, however, such information and data is provided "as is" without warranty of any kind. No member of the LSE Group nor their respective directors, officers, employees, partners or licensors make any claim, prediction, warranty or representation whatsoever, expressly or impliedly, either as to the accuracy, timeliness, completeness, merchantability of any information or of results to be obtained from the use of FTSE Russell products, including but not limited to indexes, data and analytics, or the fitness or suitability of the FTSE Russell products for any particular purpose to which they might be put. Any representation of historical data accessible through FTSE Russell products is provided for information purposes only and is not a reliable indicator of future performance.

No responsibility or liability can be accepted by any member of the LSE Group nor their respective directors, officers, employees, partners or licensors for (a) any loss or damage in whole or in part caused by, resulting from, or relating to any error (negligent or otherwise) or other circumstance involved in procuring, collecting, compiling, interpreting, analysing, editing, transcribing, transmitting, communicating or delivering any such information or data or from use of this document or links to this document or (b) any direct, indirect, special, consequential or incidental damages whatsoever, even if any member of the LSE Group is advised in advance of the possibility of such damages, resulting from the use of, or inability to use, such information.

No member of the LSE Group nor their respective directors, officers, employees, partners or licensors provide investment advice and nothing contained herein or accessible through FTSE Russell products, including statistical data and industry reports, should be taken as constituting financial or investment advice or a financial promotion.

Past performance is no guarantee of future results. Charts and graphs are provided for illustrative purposes only. Index returns shown may not represent the results of the actual trading of investable assets. Certain returns shown may reflect back-tested performance. All performance presented prior to the index inception date is back-tested performance. Back-tested performance is not actual performance, but is hypothetical. The back-test calculations are based on the same methodology that was in effect when the index was officially launched. However, back-tested data may reflect the application of the index methodology with the benefit of hindsight, and the historic calculations of an index may change from month to month based on revisions to the underlying economic data used in the calculation of the index.

This document may contain forward-looking assessments. These are based upon a number of assumptions concerning future conditions that ultimately may prove to be inaccurate. Such forward-looking assessments are subject to risks and uncertainties and may be affected by various factors that may cause actual results to differ materially. No member of the LSE Group nor their licensors assume any duty to and do not undertake to update forward-looking assessments.

No part of this information may be reproduced, stored in a retrieval system or transmitted in any form or by any means, electronic, mechanical, photocopying, recording or otherwise, without prior written permission of the applicable member of the LSE Group. Use and distribution of the LSE Group data requires a licence from FTSE, Russell, FTSE Canada, MTSNext, Mergent, FTSE FI, YB, BR and/or their respective licensors.

TO THE EXTENT THAT ANY INDICATIVE PRICING INFORMATION IS PROVIDED HEREUNDER (THE "VALUATION") AS PART OF THE DATA AND/OR MODELS, SUCH VALUATION IS BEING PROVIDED AT CUSTOMER'S REQUEST FOR CUSTOMER'S INFORMATION PURPOSES ONLY AND IS NOT INTENDED AS AN OFFER OR SOLICITATION FOR PURCHASE OR SALE OF A SECURITY OR A CONTRACTUAL OBLIGATION (COLLECTIVELY, THE "FINANCIAL INSTRUMENTS"), INCLUDING THE FINANCIAL INSTRUMENTS SPECIFIED HEREIN. ANY VALUATION IS ONLY AN ESTIMATE AS OF THE DATE PROVIDED AND THE ACTUAL MARKET PRICE OF THE FINANCIAL INSTRUMENTS CAN BE DETERMINED ONLY WHEN AND IF EXECUTED IN THE MARKET; CONSEQUENTLY, ANY VALUATION MAY NOT REFLECT LEVELS AT WHICH: (A) ACTUAL TRANSACTIONS MAY OCCUR OR HAVE OCCURRED OR (B) COLLATERAL CALLS MAY BE MADE. THERE MAY BE NO OR MAY NOT HAVE BEEN ANY SECONDARY TRADING MARKET FOR ANY SUCH FINANCIAL INSTRUMENTS. ANY VALUATION MAY INCORPORATE INFORMATION FROM THE MOST ACTIVE MARKETS TO WHICH A SOURCE HAS ACCESS AND, CONSEQUENTLY, MAY NOT REPRESENT AN

ESTIMATE OF THE VALUE OF THE PARTICULAR FINANCIAL INSTRUMENT IN THE MOST ACTIVE MARKET TO WHICH OTHERS MAY HAVE ACCESS.

Any Valuation is only an estimate of LSE Group or third-party data providers as to the general value of the specified Financial Instruments, as of the dates indicated, and are subject to change at any time without notice. Each Valuation is only one view as to the estimated general value of a particular Financial Instrument at a particular point in time.

Any Valuation may take into account a number of factors including, but not limited to, any one or more of the following: (a) general interest rate and market conditions; (b) macroeconomic and/or deal-specific credit fundamentals; (c) valuations of other financial instruments which may be comparable in terms of rating, structure, maturity and/or covenant protection; (d) investor opinions about the respective deal parties; (e) size of the transaction; (f) cash flow projections, which in turn are based on assumptions about certain parameters that include, but are not limited to, default, recovery, prepayment and reinvestment rates; (g) administrator reports, asset manager estimates, broker quotations and/or trustee reports, and (h) comparable trades, where observable. LSE Group's view of these factors and assumptions may differ from other parties, and part of the valuation process may include the use of proprietary models. Any Valuation is based upon information derived from sources believed to be reliable; however, LSE Group have not independently verified such information. In addition, reports may be available only periodically and with a delay and accordingly, where any Valuation relies upon the most recently available information in such reports for a transaction, any Valuation may be based on information that may not be current as of the valuation date.

LSE Group is not acting as your advisor, agent or fiduciary in providing any Valuation to you. To the extent permitted by law, LSE Group expressly disclaim any responsibility for or liability (including, without limitation liability for any direct, punitive, incidental or consequential loss or damage, any act of negligence or breach of any warranty) relating to: (a) the accuracy of any models, market data input into such models or estimates used in deriving any Valuation, (b) any errors or omissions in computing or disseminating any Valuation, (c) any changes in market factors or conditions or any circumstances beyond LSE Group's control, and (d) any uses to which such Valuation is put. You are responsible for your own independent verification and should consult with your own auditors and other advisors with respect to any Valuation and before deciding the uses to which any Valuation may be put. Specifically, LSE Group does not assert that any Valuation is appropriate for the purposes of valuing particular Financial Instruments in your financial statements in accordance with the requirements of your local accounting framework (for example FASB Statement No. 157 "Fair Value Measurements" under US GAAP or International Accounting Standard No. 39 "Financial Instruments: Recognition and Measurement").

LSE Group and any third-party data provider may make a market in or engage in transactions in the Financial Instruments referred to herein. Any Valuation may be affected by those parties' own transactions and own quotations.